

Hybrid Control Network Intrusion Detection Systems for Automated Power Distribution Systems

Masood Parvania*, Georgia Koutsandria*, Vishak Muthukumar†, Sean Peisert‡, Chuck McParland‡, and Anna Scaglione*

*Department of Electrical and Computer Engineering, University of California, Davis, CA, USA

†Department of Computer Science, University of California, Davis, CA, USA

‡Lawrence Berkeley National Laboratory, Berkeley, CA, USA

Email: {mparvania,gkoutsandria,vmuthu,speisert,ascaglione}@ucdavis.edu, cpmcparland@lbl.gov

Abstract—In this paper, we describe our novel use of network intrusion detection systems (NIDS) for protecting automated distribution systems (ADS) against certain types of cyber attacks in a new way. The novelty consists of using the hybrid control environment rules and model as the baseline for what is normal and what is an anomaly, tailoring the security policies to the physical operation of the system. NIDS sensors in our architecture continuously analyze traffic in the communication medium that comes from embedded controllers, checking if the data and commands exchanged conform to the expected structure of the controllers interactions, and evolution of the system’s physical state. Considering its importance in future ADSs, we chose the fault location, isolation and service restoration (FLISR) process as our distribution automation case study for the NIDS deployment. To test our scheme, we emulated the FLISR process using real programmable logic controllers (PLCs) that interact with a simulated physical infrastructure. We used this testbed to examine the capability of our NIDS approach in several attack scenarios. The experimental analysis reveals that our approach is capable of detecting various attacks scenarios including the attacks initiated within the trusted perimeter of the automation network by attackers that have complete knowledge about the communication information exchanged.

Index Terms—Power distribution systems, distribution automation, network security, intrusion detection systems.

I. INTRODUCTION

A. Scope and Goals

Distribution automation refers to a blend of emerging technologies, such as switching technologies, sensor detectors, and communication protocols, that are utilized to control and monitor the operation of a power distribution system in an automated fashion [1]. The vision for automated distribution systems (ADS) is to facilitate the exchange of both electrical energy and information between system operators, customers, and other parties and equipment [2]. One of the promises of ADS, is to allow the remote control and switching of the power distribution topology for protection and to improve reliability. In such an application, the system operator would be able to automatically locate and isolate the faulted distribution component and restore the electrical service to the healthy parts of the distribution system. The process, called *fault location, isolation, and service restoration* (FLISR), is expected to considerably reduce the outage duration for customers [3].

Since ADS applications provide remote access to the critical distribution system components through communication networks, it is of paramount importance to coordinate their development with that of an appropriate cyber security framework that would prevent attackers from gaining control of circuit breakers and switches. Unfortunately, despite heightened attention to cyber security issues [4]–[6], existing ADS structures were not designed with cyber security in mind.

ADSs are a type of cyber-physical systems in which various intelligent physical components communicate to each other through specialized industrial control protocols, e.g., Modbus TCP, DNP3, and IEC 61850. Several information technology-based security standards and systems, including firewalls, encryption schemes, authentication mechanisms, and network intrusion detection systems (NIDS), have been advocated and adopted in order to isolate control networks perimeters from external sources [7]–[9]. Firewalls and NIDS are security mechanisms used to continuously monitor network traffic to determine whether a packet should be accepted based on specific rules and sources allowed inside a network perimeter. Encryption is also a basic computer security tool used to maintain confidentiality of communications. Authentication can be also used to ensure that the sources of commands are legitimate. However, while firewalls and IDSs may protect an ADS against “external” network attacks, based on the way, they are used, they would typically fail when an attack is initiated within the protected system perimeter. Moreover, within a network perimeter, even encryption and authentication fail when an attack or simply an erroneous but damaging command is mistakenly issued by an authorized user [10].

The goal of our work is to augment—but not replace—existing solutions with a novel use of a NIDS. While other NIDS-based solutions exist that can look purely for *cyber* attacks, our solution also considers *physical* operation within the perimeter of plant for potentially damaging commands. This allows our solution to provide utility even in the face of certain “insider” threats and erroneous but damaging commands issued by authorized users of the system and network.

B. Prior Work and Contribution

Network intrusion detection systems (NIDS) are common mechanisms used for real-time monitoring and analysis of

network traffic. They are intended to attempt to identify the presence of events that do not comply with security policies. Security policies are typically based on acceptable information exchange protocols and known network participants, but are often agnostic of the application layer.

We call our use of a NIDS for ADSs a *hybrid control NIDS (HC-NIDS)* as it incorporates the security policy, control environment and physical operation rules that come from the underlying hybrid control system, to set a baseline and discriminate what is normal from what are instead network anomalies that may reflect an attack.

The idea of using the power system physics, e.g., Ohm's and Kirchoff's Laws, to operate, monitor and protect the grid, is at the heart of power system operation and reliability theories. System physics have previously been used for adequacy and security analysis [11], to filter bad measurement values and to reveal the state of the power grid, as exemplified by State Estimation (SE) and Energy Management Systems (EMS) for the bulk power system [12]. A recent prolific line of work on cyber-physical security has also focused on Byzantine attacks in the SE functionality [13]. This work highlighted vulnerabilities of the bad-data detection step of SE in detecting well-constructed data injection attacks that provide *physically valid* measurements.

Our work is closer to an approach focusing on detecting possible attacks to hybrid systems used for protection and monitoring on the smart grid. Cárdenas, et al. [14], studied vulnerabilities in hybrid controllers in SCADA systems to network attacks. Their control theoretic approach was related to ours but was more generally focused on process control systems rather than focusing more specifically on power distribution. Lin, et al., [15] proposed to run contingency analyses to predict future consequences of control commands on a critical power asset in the context of transmission network applications. While effective, given the nature of transmission networks, it assumes information about other parts of the system are readily available, as they typically are in the transmission network, but not necessarily in ADSs.

Application of intrusion detection in ADSs has been primarily focused on detection of attacks on the Advanced Metering Infrastructure (AMI) for monitoring purposes [16]. This work is conceptually the closest to what we propose, since it uses known rules about the actual AMI process to identify attacks. However, although the solution described does focus on the process, the process focused on is on the *cyber* level. We believe that an additional layer of insight and protection in ADSs can be provided by monitoring specific *physical* operation and also by leveraging sequential pattern information about legitimate, operational hybrid automata information exchange.

ADSs naturally rely on local sensor measurements, and therefore are intrinsically vulnerable to data injection attacks. However, several parameters that specify normal operation of system can be used to validate changes in data values. Furthermore, most message patterns in these control networks are repetitive, since the processes are automated. Careful accounting for the “cyber” and “physical” context of the

information exchanged within the automation network can enhance ability of NIDS to detect attacks, since control message exchanges need not only to be consistent with the control protocol, but also with the specific rules and physical operation procedures known based on the abstract hybrid networked automaton model for the ADS environment. The idea can be viewed as an extension of the concept of formal verification to hybrid cyber-physical systems, which includes the explicit verification of rules used in the hybrid control environment as well as the physics of the system as the basis for NIDS rules.

We demonstrate the utility of our approach through a set of threat scenarios against a FLISR system. In particular, we emulate the operation of the FLISR system for a test distribution feeder using real programmable logic controllers (PLCs) that use the Modbus TCP protocol for communication. We develop intrusion detection rules based on the standard network traffic and operation procedures of the FLISR. We then implement the rules as signatures in the language of a popular, robust, and open-source network monitoring framework called Bro [17]. Those signatures explicitly define acceptable actions, events, and information patterns in the context of the ADS system's physical model. We demonstrate the features and capabilities of our HC-NIDS by implementing several attack scenarios that either aim to harm the system on a different way, or retrieve information about the status of the physical devices.

The rest of the paper is organized as follows: Section II introduces the various components and discusses the “cyber” vulnerabilities of ADSs. The HC-NIDS for ADS applications is presented in Section III. The implementation of the IDS signatures for the FLISR system is presented in Section IV, where we examine the capability of our approach to detect various attack scenarios. Finally, concluding remarks and future work are given in Section V.

II. AUTOMATED DISTRIBUTION SYSTEMS: STRUCTURE AND CYBER VULNERABILITIES

In the following, we briefly introduce the major components and applications of future ADS, and discuss about the cyber vulnerabilities of these systems.

A. Structure of Automated Distribution Systems

1) *Physical Components*: The notion of power delivery in distribution systems is evolving to cope with the bi-directional flow of power due to a growing amount of distributed energy resources (DERs) installed in distribution systems. DERs refer to distributed generating units (solar, wind, hydro, or biomass power) and energy storage devices (electric vehicles) that are connected to the medium or low voltage distribution feeders. Power grid customers are also becoming flexible energy consumers by responding to time-varying electricity prices. All these changes in energy production and consumption patterns in distribution systems are driving advances with ADSs [18].

Technical and operational challenges that arise for distribution systems include changes in radial feeder power flow, reverse power flow in distribution lines, loss of effective voltage regulation, and over-current protection scheme coordination.

An effective mean for addressing these challenges is the use of bi-directional reclosers, smart sectionalizers, and advanced protection relaying schemes. The bi-directional switching, through vacuum switch technology, can also support distribution circuit reconfiguration much more quickly than existing switching technologies. Moreover, power electronics-based controllers are key technologies for transforming distribution systems from passive loads to active systems that can inject power into the grid [1].

2) *Communication, Control, and Monitoring Components:* Communication in ADS include point-to-point and multicast sessions, over wide-area network (WAN) topologies that connect protective relays, sensors, switches, and control centers for monitoring, control and protection purposes. The communication media include power line carrier-based communication, fiber optic, radio systems, and wireless communication, the selection of which depends to the application [19].

The communication infrastructures enable advanced ADS monitoring functions, and include fault detection and location, equipment's health status identification, performance monitoring of protection systems, etc. Advanced smart sensors are the core components of monitoring systems. They collect data that include basic electrical quantities, i.e., voltage and current, and other quantities that monitor the equipment's status, fault location, user behavior, environmental parameters and the health of the various elements on the distribution system. ADS sensors have embedded intelligence for local data analysis and communication capabilities to provide smart switching [18]. The network protocols used in ADS includes various industrial control protocols, e.g. Modbus, DNP3, and IEC 61850.

B. Cyber Vulnerabilities of Automated Distribution Systems

Some concerns were expressed over cyber security weakness and system fragility of power distribution systems [5], [6]. One of the reasons that exposes ADS to cyber attacks is the fact that development of automated functions has been divorced from a systematic cyber-security considerations. In addition, the unconstrained integration of large numbers of communication systems that use open and proprietary network protocols can expose ADS to targeted cyber-attacks. The possible attacks on the ADS include:

1) *Denial-of-Service (DoS) Attack:* Many components of the ADS are sensitive to timing and require real-time communication to ensure secure and optimal operation of system. An attacker could flood a vital communication link with fabricated packets, causing key packets to be dropped, leading to abnormal operation of the system [20].

2) *Man-in-the-Middle and Eavesdropping Attacks:* The distribution system spans large geographic areas and communication lines may well be physically unprotected in places. Controllers often communicate through unencrypted protocols that can be identified and analyzed by any network analysis tool by tapping into the cable in unguarded location. An attacker can modify the sensor values to the controller, potentially causing the controller to give control commands that send the system into an unsafe state [21]. Related to this, eavesdropping attacks

may involve passive listeners of network traffic that reveal sensitive information about the status of physical devices [22].

3) *Insider Attack:* A person that has some combination of authorized access of or access to a particular system, is commonly considered an *insider* [23]. Not all insiders are inherently malicious but given that they have knowledge and access of a system that others may not have, may have unusually large ability to damage a system, either maliciously or accidentally. For example, insiders could compromise the system by installing malicious software or hardware equipment on systems not easily accessible by others.

Thus, a variety of possible attacks against confidentiality, integrity, and availability of ADS exist, with the most damaging ones being those in which controllers are made to perform actions that put the system in a physically unsafe state.

III. HYBRID CONTROL NETWORK INTRUSION DETECTION SYSTEM FOR ADS

In this section, we present our HC-NIDS solution for ADS applications. In this paper, we focus on NIDS rules for the FLISR system, as it is one of the widely-used applications of ADSs, although we believe that our technique can apply to ADSs more broadly. We first describe the detailed operation of the FLISR system, and then introduce our approach for securing this application against cyber attacks.

A. Fault Location, Isolation and Service Restoration (FLISR)

Permanent failures of any distribution system equipment, including cables and overhead lines, would cause power outage for electricity customers. Traditionally, distribution system operators had limited monitoring and control access on distribution equipment, which made it a difficult and time-consuming process to manually locate the fault, dispatch the maintenance crew, and finally restore the service for customers.

Integration of remotely-controlled sectionalizing switches (*SSs*) and fault detectors (*FDs*) along with peer-to-peer communication between the protection devices enable the application of automatic FLISR in ADS. The FLISR function would automatically detect feeder faults, determine the fault location, isolate the faulted section of the feeder, and restore service to healthy portions of the feeder [18]. This automation of the process would considerably reduce the customers' outage duration and improve the reliability of the distribution system [3]. The typical radial distribution feeder, shown in Fig. 1, is used to exemplify the FLISR process. The feeder consists of four lines sections (L_i) which are equipped at both sides with *SSs* and *FDs*. The main feeder energizes the four load points (LP_i) through a circuit breaker (*CB*). Consider a permanent fault that occurs on line section L_3 in Fig. 1. The FLISR process operates as follows:

1. Fault Location: The *CB* of the main feeder detects the fault, operates and de-energizes all the four downstream load points.
2. Fault Isolation: Fault detectors FD_4 and FD_5 report the location of the fault to the master station. Accordingly, an opening command is sent by the master station

to sectionalizing switches SS_4 and SS_5 to isolate the faulted section.

3. Service Restoration: The master station sends a closing command to the feeder CB ; therefore load points LP_1 and LP_2 are re-energized.

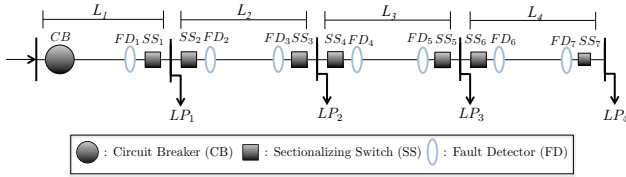


Fig. 1. FLISR operation process

B. Hybrid Control NIDS (HC-NIDS)

Our “hybrid control” use of NIDS is designed to perform real-time monitoring and analysis of network traffic and detect actions that do not conform to a set of predefined operational rules and policies. We leverage the Bro Network Monitoring Framework [17], but our technique could be implemented in other IDS frameworks as well. We assume that the Modbus TCP protocol is utilized as the communication protocol between the controllers in FLISR, although our approach applies equally well to other protocols such as DNP3, and indeed the Bro IDS that we use also contains a DNP3 parser, in addition to a Modbus parser.

We use Bro to monitor the network traffic of the FLISR system, and is responsible for identifying any actions that are not consistent with the physical operation and network communication rules of the Hybrid Control scheme that describes FLISR’s legitimate operation during faults. For this reason, as described earlier, we refer to our approach as *Hybrid Control NIDS (HC-NIDS)*. The first layer of the HC-NIDS is an event engine which captures the network traffic, detects every single Modbus packet and forwards the packets to analyze within the second layer which is the rules layer. We define the following intrusion detection rules which reflect the communication rules and specific operation procedure of the FLISR:

1. IP Address: Any request packet that has an IP address different than the FLISR master’s IP address indicates an attempt of attack.
2. Valid Command: Only commands to write in single controller input (function code=5) are allowed. The write commands intend to open/close CBs and SSs. Packets that include any other commands are not acceptable.
3. FLISR Operation Procedure: The communication pattern in Fig. 2 shows the valid communication procedure between the controllers in FLISR system. Any deviation from the pattern in Fig. 2 may reflect an attack.
4. Operation Cycle Duration: The time gap between two “write” commands specified in the expected packet sequence (one operation cycle) has a relatively constant

value. Significant deviations from the average cycle duration suggest a possible attack.

5. Circuit conservation laws: The voltages, currents, and flows of power in the FLISR circuit should be consistent with the circuit conservation laws, i.e., current, voltage and power balance, before and after the control action. Inconsistencies in the conservation laws, considering the tolerance margins, may be the results of a false action.

The novelty of our intrusion detection rules is that they focus specifically on well-defined operational procedures and the way in which commands are sent via the network to manipulate the FLISR system, rather than focusing solely on malformed packets or other types of network packets that are harmful but agnostic to the operations of the system under control. The captured packets are analyzed to check their consistency to the rules. If a packet contains a command that would trigger a deviation from the normal behavior of FLISR as reflected by the intrusion detection rules, a log entry or alert is triggered.

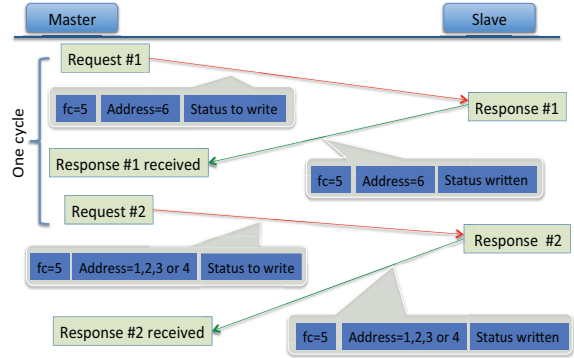


Fig. 2. Communication Procedure of FLISR Physical Operation

IV. CASE STUDIES USING OUR APPROACH

In order to demonstrate the utility of our approach in protecting cyber vulnerabilities of the FLISR system, we implemented different attack scenarios whose main purpose is to either confound the system or retrieve important information about the system’s state. Our primary goal in describing this assessment is to demonstrate that by leveraging knowledge of the system’s expected behavior, our approach can observe a broad range of potential classes of intrusions, in addition to the typical intrusion detection rules that many existing NIDS employ. Attack scenarios in subsection A show cases where a traditional NIDS works well by checking that the information in network layer are not violated. The rest of the attack scenarios demonstrate capabilities largely specific to the approach used in the HC-NIDS.

The experimental set-up of our implementation, as shown in Fig. 3, consists of physical devices, PLCs, and the HC-NIDS. We used two Siemens SIMATIC S7-1200 series PLCs, model CPU 1212C AC/DC/RLY, that are configured to emulate the FLISR system’s tasks and communicate through the Modbus

TCP protocol. The master controller emulates the FLISR master station and receives as input data the status of the FD s, that are implemented by digital switches. The slave controller in Fig. 3 emulates the actions of circuit breaker and sectionalizing switches. In order to perform the FLISR functions, the slave controller receives queries from the master controller to enable or disable the circuit breaker and sectionalizing switches. The control algorithm of the FLISR is programmed on both controllers using the ladder logic programming language on the SIMATIC STEP 7 Basic software.

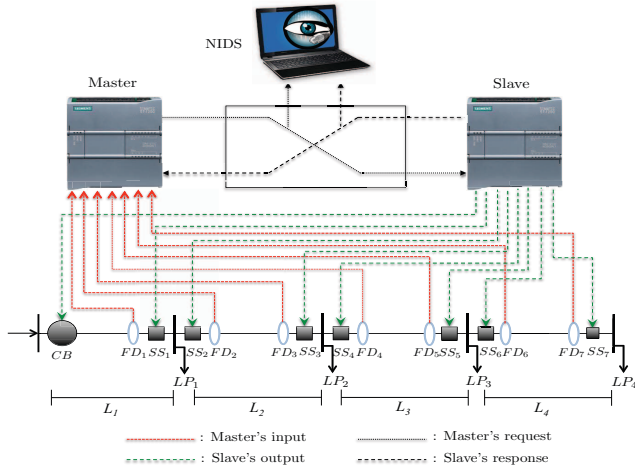


Fig. 3. Configuration of the FLISR emulator

As introduced in previous section, Bro IDS [17] is utilized to implement HC-NIDS which is the core component of our implementation. We used Bro's Turing-complete language to implement our intrusion detection rules in terms of policy scripts. The last part of our experimental implementation is a set of scenarios that demonstrate the capability of the HC-NIDS for detecting several types of attacks. For this purpose, we programmed a Modbus Master Simulator in C that acts as the attacker in the FLISR system. We assume that the attacker initiates a connection with the slave controller during the periods when there is not any packet exchange between the two controllers.

A. Intrusion Detection Using Communication Information

1) *DoS Attempt*: The main purpose of the DoS attack is to make the slave controller unavailable to its intended master controller. Under the assumption mentioned above, the attacker dispatches queries to the slave controller. The HC-NIDS analyzes the network traffic and checks the expected traffic rules, as described in previous section. In this case, the HC-NIDS determines if a non-acceptable IP address commits queries, and produces an alarm that notifies the network administrator about the suspicious attempt.

2) *Data Memory Access*: The objective of this attack scenario is to probe the status of physical devices to gather data to take further action, such as causing power outages. We assume the attacker obtains information about the FLISR master's IP

address and dispatches a "read" command request. The HC-NIDS determines that a "read" command function code is not in the list of acceptable function codes and generates an alarm indicating an attempted illicit action.

B. Intrusion Detection Using Physical Information

1) *De-energizing the Distribution Feeder*: In this attack, the attacker aims to de-energize the whole distribution feeder by opening the main feeder CB . We assume the attacker retrieves information of the FLISR network configuration, including the controllers' IP addresses, the memory allocation, and mapping to the physical devices, and the utilized command function codes. However, we assume that the attacker is not aware of the communication procedure of FLISR physical operation.

Based on the information obtained from the network traffic, the attacker sends a "write" command request to open the CB . In this case, the malevolent attempt passes the three intrusion detection rules, i.e., controllers' IP addresses, command function codes and operation cycle's duration. However, the HC-NIDS detects that the initial packet is not followed by an opening command to the SS s, so it is not consistent with the normal operation procedure of FLISR in Fig. 2. More specifically, this attack scenario only includes the exchange of one "write" command query that targets the CB , and thus a faulty physical operation is observed and the HC-NIDS generates an alert.

2) *Causing Power Outage for Intended Load Points*: In this attack, the attacker aims to cause a power outage for certain load points by isolating specific line sections. We assume that the attacker is aware of the controllers' IP addresses, the utilized command function codes, and the physical operation procedure of FLISR in Fig. 2. However, we assume that the attacker is not aware of the FLISR operation cycle's duration.

The attacker generates an acceptable packet sequence with the master controller's IP address and the utilized command function codes. First, the attacker dispatches a "write" command request to activate the CB , and then sends a second "write" command request in order to activate specific SS s. The HC-NIDS observes the time gap between the newly issued queries and detects that the packets' time gap is not consistent with the expected time gap between two packet requests. This observation triggers the HC-NIDS to issue an alert that indicates the occurrence of a possible malevolent action. Figure 4 shows the timing difference between normal network traffic and several simulated attacks. The attack packets constitute larger time gaps which obviously makes them identifiable in comparison to the normal traffic.

C. A Sophisticated Insider Attack Scenario

This attack is similar to the attack that causes power outages for intended load points. However, we now assume that the attacker has a complete knowledge about the FLISR process and the network that includes the controllers' IP addresses, the command function codes, the physical operation procedure, and the operation cycle's duration. Thus, the attacker is able to dispatch queries that are completely consistent with

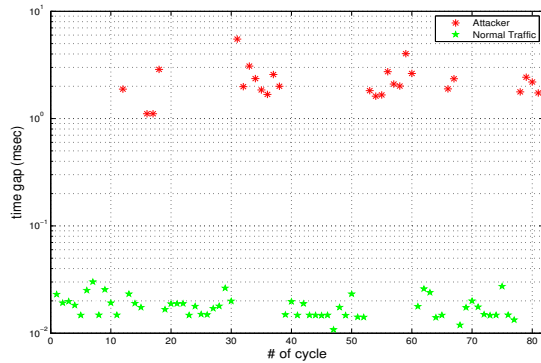


Fig. 4. Timing difference between normal network traffic and attacks

the system's expected behavior as reflected in network and application layers of the communication packets. We assume that just before the master controller initiates a new block of packets, the attacker takes charge of the connection and initiates a block of packets that follow the observed features of the FLISR network traffic.

Detecting this attack scenario requires additional data to validate adherence to the circuit conservation laws, as stated in the fifth rule in subsection III.B. However, since we are only monitoring one communication path, as we have currently implemented it, the HC-NIDS does not receive the sufficient information about the currents, voltages, and flows of power to check for consistency with the conservation laws.

V. CONCLUDING REMARKS AND FUTURE WORK

Securing ADSs is of undoubtedly great importance, due to the fact that security could have severe impacts on the performance and economics of these systems. In order to assess the effects of potential threats, and protect ADSs in a more efficient way, we believe that it is necessary to utilize important information related to the physical part of the system for intrusion detection. Our paper identifies the importance of including both the information from physical system operation, embedded in the application layer, and network traffic data in the intrusion detection rules. While this work focuses on smart grid ADS applications, the proposed approach could be applied in order to augment the security of other smart grid applications, as well as various cyber-physical systems. A goal of our future work is to augment our HC-NIDS with detailed physical data in about voltages, currents, and flows of power, which would allow us to implement intrusion detection rules based on the physical laws valid on the grid. This would augment the capabilities of our HC-NIDS in detecting sophisticated attacks and attack scenarios that simultaneously target geographically distributed physical devices.

ACKNOWLEDGEMENTS

This research was supported in part by the Director, Office of Computational and Technology Research, Division of Mathematical, Information, and Computational Sciences of

the U.S. Department of Energy, under contract number DE-AC02-05CH11231. It is also supported in part by the National Science Foundation under Grant Number CCF-1018871. Any opinions, findings, conclusions, or recommendations expressed in this material are those of the authors and do not necessarily reflect those of any of the employers or sponsors of this work.

REFERENCES

- [1] G. T. Heydt, "The next generation of power distribution systems," *IEEE Trans. Smart Grid*, vol. 1, no. 3, pp. 225–235, 2010.
- [2] R. E. Brown, "Impact of smart grid on distribution system design," in *2008 IEEE Power and Energy Society General Meeting*, 2008, pp. 1–4.
- [3] A. Abiri-Jahromi, M. Fotuhi-Firuzabad, M. Parvania, and M. Mosleh, "Optimized sectionalizing switch placement strategy in distribution systems," *IEEE Trans. Power Delivery*, vol. 27, no. 1, pp. 362–370, 2012.
- [4] M. Hadley, N. Lu, and D. A. Frincke, "Smart-grid security issues," *IEEE Security and Privacy*, vol. 8, no. 1, pp. 81–85, 2010.
- [5] Y. Yan, Y. Qian, H. Sharif, and D. Tipper, "A survey on cyber security for smart grid communications," *IEEE Communications Surveys & Tutorials*, vol. 14, no. 4, pp. 998–1010, 2012.
- [6] E. Bompard, P. Cuccia, M. Maserà, and I. N. Fovino, "Cyber vulnerability in power systems operation and control," in *Critical Infrastructure Protection*. Springer, 2012, pp. 197–234.
- [7] S. Axelsson, "Intrusion detection systems: A survey and taxonomy," Technical report, Tech. Rep., 2000.
- [8] I. Lim, S. Hong, M. Choi, S. Lee, T. Kim, S. Lee, and B. Ha, "Security protocols against cyber attacks in the distribution automation system," *IEEE Trans. Power Delivery*, vol. 25, no. 1, pp. 448–455, 2010.
- [9] D. Yang, A. Usynin, and J. W. Hines, "Anomaly-based intrusion detection for SCADA systems," in *Proc. of the 5th Intl. Topical Meeting on Nuclear Plant Instrumentation, Control and Human Machine Interface Technologies (NPIC&HMIT 05)*, 2006, pp. 12–16.
- [10] D. Wei, Y. Lu, M. Jafari, P. M. Skare, and K. Rohde, "Protecting smart grid automation systems against cyberattacks," *IEEE Trans. Smart Grid*, vol. 2, no. 4, pp. 782–795, 2011.
- [11] R. Billinton and R. N. Allan, *Reliability Evaluation of Power Systems*. Plenum press: New York, 1996.
- [12] A. Abur and A. G. Exposito, *Power system state estimation: theory and implementation*. CRC Press, 2004.
- [13] O. Kosut, L. Jia, R. J. Thomas, and L. Tong, "Malicious data attacks on smart grid state estimation: Attack strategies and countermeasures," in *Proceedings of SmartGridComm*, 2010.
- [14] A. A. Cárdenas, S. Amin, Z.-S. Lin, Y.-L. Huang, C.-Y. Huang, and S. Sastry, "Attacks against process control systems: risk assessment, detection, and response," in *Proc. ACM Symposium on Computer and Communications Security*, 2011, pp. 355–366.
- [15] H. Lin, A. Slagell, Z. Kalbarczyk, P. W. Sauer, and R. K. Iyer, "Semantic security analysis of SCADA networks to detect malicious control commands in power grids," in *Proc. of the First ACM Workshop on Smart Energy Grid Security*, 2013, pp. 29–34.
- [16] R. Berthier and W. H. Sanders, "Specification-based intrusion detection for advanced metering infrastructures," in *Proc. 17th IEEE Pacific Rim International Symposium on Dependable Computing*, 2011.
- [17] V. Paxson, "Bro: a system for detecting network intruders in real-time," *Computer networks*, vol. 31, no. 23, pp. 2435–2463, 1999.
- [18] EPRI, *Technical and System Requirements for Advanced Distribution Automation*. Palo Alto, CA, 2004.
- [19] D. E. Nordell, "Communication systems for distribution automation," in *IEEE/PES T&D Conference and Exposition*, 2008, pp. 1–14.
- [20] S. Sridhar, A. Hahn, and M. Govindarasu, "Cyber-physical system security for the electric power grid," *Proceedings of the IEEE*, vol. 100, no. 1, pp. 210–224, 2012.
- [21] T. T. Tesfay, J.-P. Hubaux, J.-Y. Le Boudec, and P. Oechslin, "Cyber-Secure Communication Architecture for Active Power Distribution Networks," in *Proc. of the 29th ACM Symposium On Applied Computing (SAC)*, 2014.
- [22] W. Wang and Z. Lu, "Cyber security in the smart grid: Survey and challenges," *Computer Networks*, vol. 57, no. 5, pp. 1344–1371, 2013.
- [23] M. Bishop and C. Gates, "Defining the insider threat," in *Proc. of the 4th Annual Workshop on Cyber Security and Information Intelligence Research (CSIIRW)*. ACM, 2008.